

TRACER STUDY



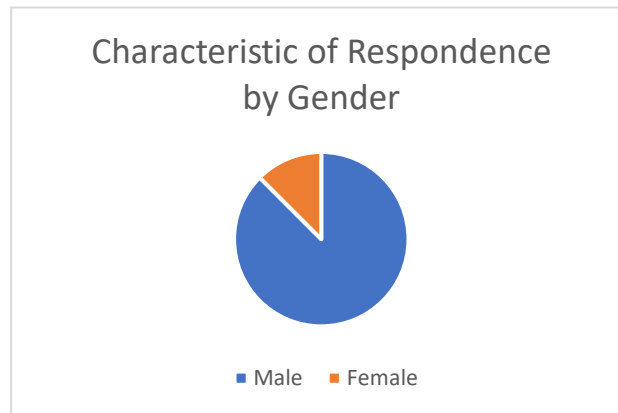
**DOCTOR OF SOCIAL SCIENCE
FISIP UNDIP
2022**

1. Characteristics of Respondents by Gender

There are 8 alumni of the Doctor Program of Social Sciences in 2021 consisting of 7 male and 1 female. The results are shown in the table 1.1 below :

Table 1.1
Characteristics of Respondents by Gender

Characteristics of Respondents by Gender	Frequencies
Male	7
Female	1
Total	8

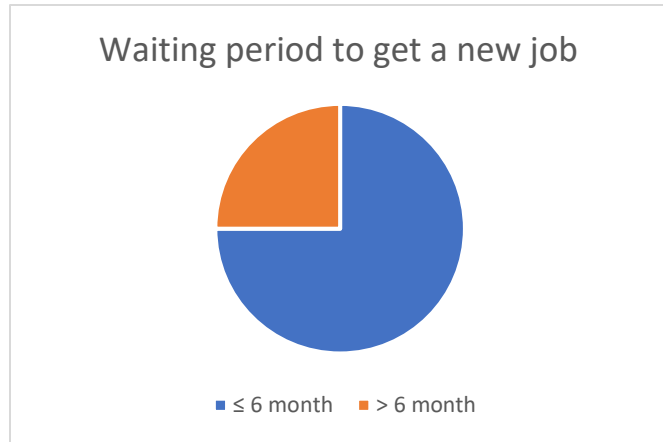


2. The Length of waiting period to get a new job, become an entrepreneur, and continue study

The length of alumni in waiting period to get a job, become an entrepreneur, and to study consisting of two types namely ≤ 6 months and more than 6 months. Based on the results of Tracer Study in 2021, 6 alumni got a job for less than 6 months waiting and 2 alumni got a job after more than 6 months waiting. The results are shown in the table below:

Table 1.2
The Length of waiting period to get a new job, become an entrepreneur, and continue study

	Frequencies
≤ 6 month	6
> 6 month	2
Total	8

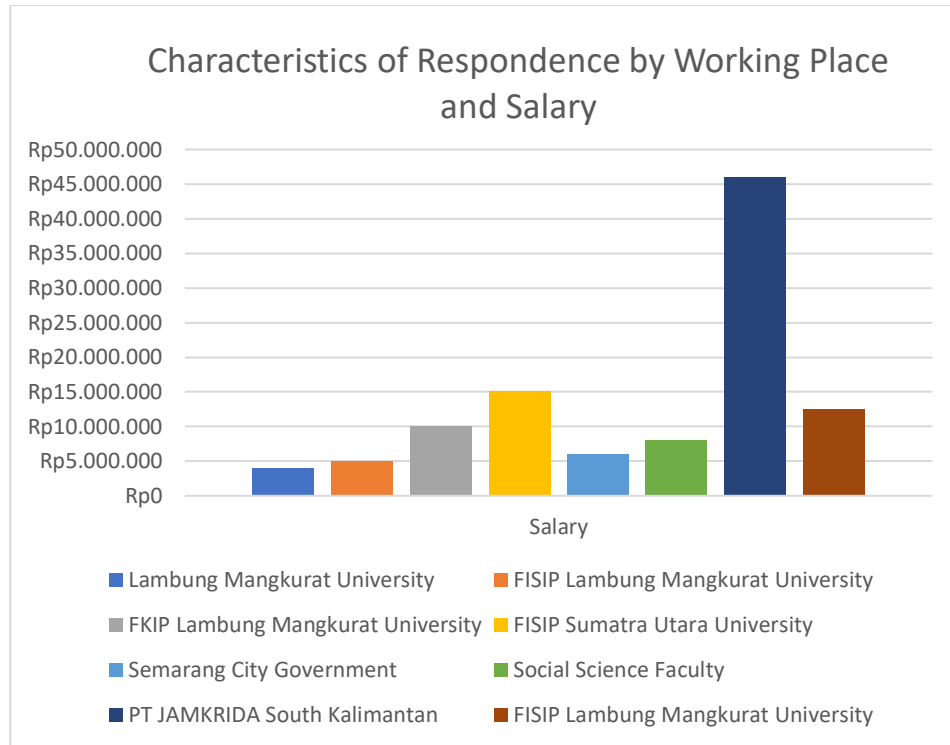


3. Characteristics of Respondents by Working Place and Salary

Table 1.3 shows that most of the alumni work at the University as lecturers, doctoral degrees are carried out to support their work in their faculties with the salary around 4,000,000-15,000,000. There are 1 alumni that became Mayor of Semarang City with a salary of 6,000,000. In addition, there is 1 alumni that works at PT JAMKRIDA with a salary of 46,000,000.

Table 1.3
Characteristics of Respondents by Working Place and Salary

Working Place	Salary
Lambung Mangkurat University	4.000.000
FISIP Lambung Mangkurat University	5.000.000
FKIP Lambung Mangkurat University	10.000.000
FISIP Sumatra Utara University	15.000.000
Semarang City Government	6.000.000
Social Science Faculty	8.000.000
PT JAMKRIDA South Kalimantan	46.000.000
FISIP Lambung Mangkurat University	12.500.000



4. How strong the emphasis on Learning methods in the study program

The Tracer Study is used to find out how strong the emphasis on learning methods has been implemented in the Doctor of Social Sciences study program. This survey includes several things such as lectures, demonstration, Participation of Research Project, internship, practicum, Field of Work and Discussion. The results of this survey are divided into several tables :

Table 1.4
Lectures

Lectures	Frequencies
Very Strong (1)	2
Strong (2)	5
Weak (3)	0
Tidak Sama Sekali (4)	0
No Response	1
Total	8

The emphasis of class in Doctoral Program of Social Sciences is agreed by 2 respondents that the emphasis is very strong and 5 respondents choose strong, while no response from 1 respondent.

Table 1.5

Demonstration

Demonstration	Frequencies
Very Strong (1)	1
Strong (2)	6
Weak (3)	0
Tidak Sama Sekali (4)	0
No Response	1
Total	8

In the demonstration aspects only 1 respondent chose very strong and 6 chose strong and 1 person did not answer.

Table 1.6

Participation of Research Project

Participation of Research Project	Frequencies
Very Strong (1)	1
Strong (2)	3
Weak (3)	3
Tidak Sama Sekali (4)	0
No Response	1
Total	8

Participation in the research project according to 1 alumni was very strong, 3 alumni chose strong, 3 alumni chose strong, and 1 person did not answer.

Table 1.7

Internship

Internship	Frequencies
Very Strong (1)	1
Strong (2)	3
Weak (3)	3
Not at all (4)	0
No Response	1
Total	8

Kegiatan internship didukung jawaban sangat kuat sebanyak 1 orang, kuat dipilih 3 orang dan kurang dipilih 3 orang.

Table 1.8
Practicum

Practicum	Frequencies
Very Strong (1)	0
Strong (2)	4
Weak (3)	3
Not at all (4)	0
No Response	1
Total	8

In the Doctoral program of Social Science the emphasis on practicum are strong (voted by 4 respondents) and weak (voted by 3 respondents) and 1 respondent no response.

Table 1.9
Field of Work

Field Work	Frequencies
Very Strong (1)	0
Strong (2)	2
Weak (3)	5
Not at all (4)	0
No Response	1
Total	8

The field of work in Doctoral Program in Social Sciences, strong (voted by 2 respondents), less (voted by 5 respondents) and 1 respondent did not answer.

Table 1.10
Discussion

Discussion	Frequencies
Very Strong (1)	5
Strong (2)	2
Weak (3)	0
Tidak Sama Sekali (4)	0
No Response	1
Total	8

Alumni felt that the emphasis on the discussion was very strong which was chosen by 5 people, and it was strong which was chosen by 2 people, but 1 person did not answer.